


Model IW4115-H3 RFID Tag

Specifications & Data Sheet

The Model IW4115-H3 is aptly named as “Inlay Wet” with an etched aluminum coil measuring 41mm x 15mm. A wet inlay has a peel & stick backing as opposed to what is known as a dry inlay which has no peel & stick backing. Inlays sit on a flexible PET die cut substrate (backing) measuring 43mm x 18mm and can be delivered on rolls and be printed upon, or as individual pieces. Wet and dry inlays are intended for non-metal mount use. If metal mount is required in your application, see our ML (metal label) series of products.




Model Number	Part Number	Description	Read Range (on metal)
IW4115-H3	807-0011-IW4115-H3	Model IW4115-H3 Inlay, Wet or Dry, 41x15mm antenna on 43x18mm flexible PET die cut substrate, 5000 pieces per roll	A99H Antenna – 18' A55C Antenna – 9' A64C Antenna – 2'

Mechanical:	Measurements:	41x15mm antenna on 43x18mm PET	1.6" x .59" antenna
	Material:	Pet w/aluminum antenna	
	Weight:	0.0192 Ounces	.54 Grams
Certifications:	RoHS III	REACH	CE
	FCC Part 15 & ETSI	ATEX compliant, SIL2	Free of BBP, DEHP, DBP, DIBP

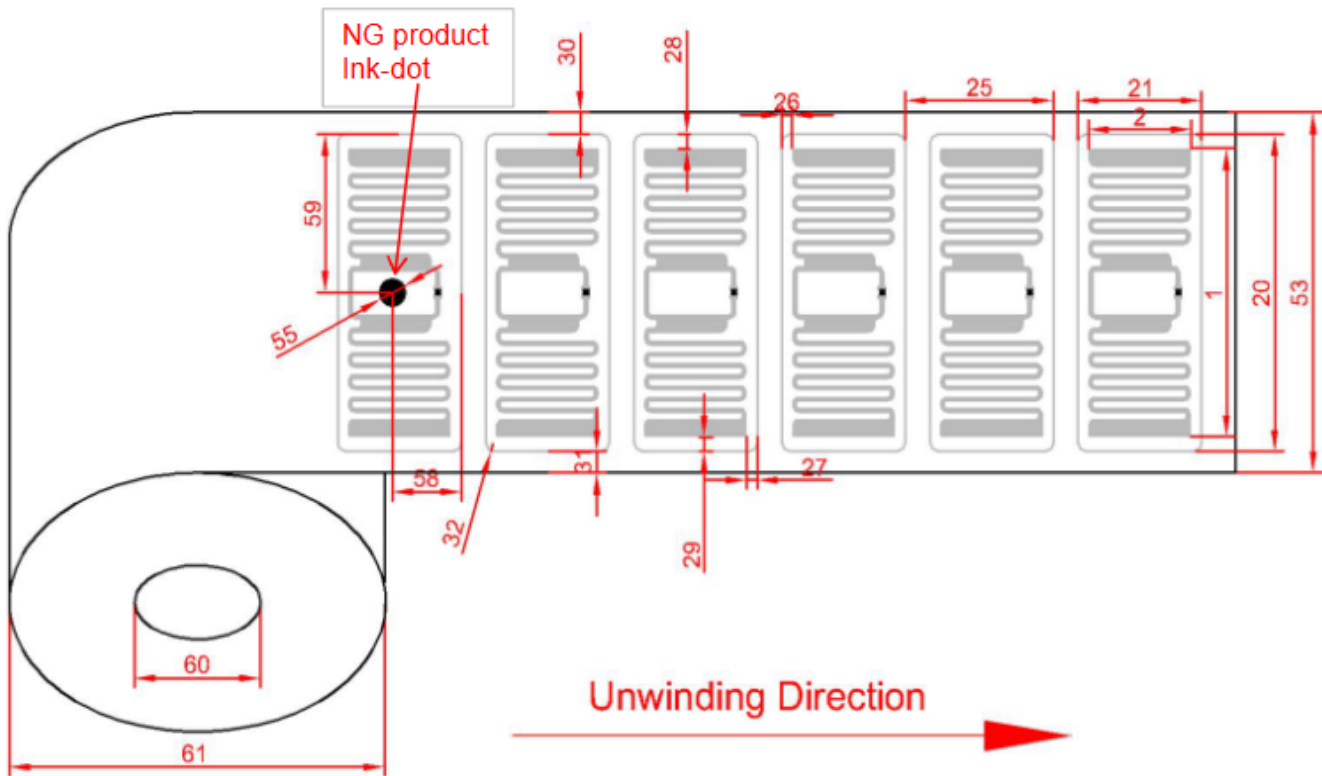
Alien Higgs 3: RF:	TID – 64 bits	UID/EPC – 96-480 bits	512 bits
	Standard:	EPC Class1 Gen2	ISO 18000-6C
	Frequency:	902 – 928 MHz (North America)	860 – 870 MHz (EU, Japan)
	Power:	Passive, no Battery	Powered by Reader RF Signal
Chip Options (page 2):	TID – 32 to 208 bits	EPC – 0 to 496 bits	User – 0 to 61,400 bits


Environmental:	Storage Temp:	-40°F to +185°F	-40°C to +85°C
	Temp, Operating:	-40°F to +185°F	-40°C to +85°C
	Life:	40 Year Shelf Life	100k Writes
	Ingress Protection:	IP67	



2. Mechanical Dimensions

NO.	Item	Parameter(mm)	Tolerance	Parameter(in.)
1	Antenna Width	40.00 mm	± 0.20 mm	1.575 in
2	Antenna Length	15.00 mm	± 0.20 mm	0.591 in
20	Wet inlay Width	43.00 mm	± 0.20 mm	1.693 in
21	Wet inlay Length	18.00 mm	± 0.50 mm	0.709 in
25	Wet inlay Pitch	21.59 mm	± 0.50 mm	0.850 in
26	Antenna to PET (Left)	1.50 mm	± 1.50 mm	0.059 in
27	Antenna to PET (Right)	1.50 mm	± 1.50 mm	0.059 in
28	Antenna to PET (Top)	1.50 mm	± 1.50 mm	0.059 in
29	Antenna to PET (Bottom)	1.50 mm	± 1.50 mm	0.059 in
30	Wet inlay Edge to Liner Edge (Top)	3.50 mm	± 2.00 mm	0.138 in
31	Wet inlay Edge to Liner Edge (Bottom)	3.50 mm	± 2.00 mm	0.138 in
32	Wet inlay Corner Radius	1.00 mm	± 0.20 mm	0.039 in
53	Liner Width	50.00 mm	± 1.00 mm	1.969 in
55	Ink-dot Size	4.00 mm	± 2.00 mm	0.157 in
58	Ink-dot to Product Edge(Right)	9.00 mm	± 2.00 mm	0.354 in
59	Ink-dot to Product Edge(Top)	22.00 mm	± 2.00 mm	0.866 in
60	Core inner diameter	76.50 mm	± 1.00 mm	3.012 in
61	Reel Outer diameter	≤200(Based on the actual shipment quantity)		





Available UHF Memory Chips:

Alien	TID (ROM)	UID (EPC)	User Memory
Higgs3	64 bits	96 to 480 bits	512 bits
Higgs4	64 bits	128 bits	128 bits
HiggsEC	48 bits	96-128 bits	128 bits
Higgs9	48 bits	496 bits	688 bits
EM	TID (ROM)	UID (EPC)	User Memory
EM4123	64 bits	0 bits	0 bits
EM4124	64 bits	96 bits	0 bits
EM4126	32 bits	208 bits	0 bits
EM4324	64 bits	96 bits	720 bits
EM4325	48 bits	352 bits	3072 bits
EM4423 dual HF NFC/UHF	96 bits	64-160 bits	0 bits
EM4425 dual HF NFC/UHF	96 bits	Up to 480 bits	Up to 2048 bits less EPC
Fujitsu (FRAM)	TID (ROM)	UID (EPC)	User Memory
MB97R88110	208 bits	480 bits	61,400 bits
MB97R88120/8130	208 bits	480 bits	61,400 bits
MB97R8050	176 bits	160 bits	0 bits
Impinj	TID (ROM)	UID (EPC)	User Memory
M4D	96 bits	Up to 128 bits	32 bits
M4E	96 bits	Up to 496 bits	128 bits
M4QT	96 bits	Up to 128 bits	512 bits
M4i	96 bits	Up to 256 bits	480 bits
MX-8k	96 bits	Up to 128 bits	8,192 bits
Monza R6P	96 bits	Up to 128 bits	Up to 64 bits
Monza R6	96 bits	96 bits	0 bits
Monza R6A	96 bits	96 bits	0 bits
Monza R6B	96 bits	Up to 128 bits	32 bits
Monza 5	96 bits	128 bits	32 bits
M730	96 bits	128 bits	0 bits
M750	96 bits	96 bits	32 bits
NXP	TID (ROM)	UID (EPC)	User Memory
UCODE 7	48 bits	128 bits	0 bits
UCODE 7m	48 bits	128 bits	32 bits
UCODE 7xm	48 bits	448 bits	1024 bits
UCODE 7xm+	48 bits	448 bits	2048 bits
UCODE 8	96 bits	128 bits	0 bits
UCODE 8m	96 bits	96 bits	32 bits
UCODE 9	96 bits	96 bits	0 bits
UCODE G2iL & G2iL+	64 bits	128 bits	0 bits
UCODE G2iM	96 bits	256 bits	512 bits
UCODE G2iM+	96 bits	Up to 448 bits	Up to 640 bits
UCODE G2XM	64 bits	240 bits	512 bits
UCODE G2XL	64 bits	240 bits	0 bits
UCODE HSL	64 bits	0 bits	1680 bits

